

Brought to you by



# Ransomware Defense

for  
**dummies**<sup>®</sup>  
A Wiley Brand

Cisco Special Edition



Identify ransomware  
characteristics



Prevent ransomware attacks



Build a “new best of breed”  
security architecture

Lawrence Miller, CISSP

# About Cisco

Cisco designs and sells broad lines of products, provides services, and delivers integrated solutions to develop and connect networks around the world, building the Internet.

As a global market leader in our industry, we help our customers connect, digitize, and thrive. Together, we change the way the world works, lives, plays, and learns.

For more than 30 years, we have helped our customers build networks, automate, orchestrate, integrate, and digitize information technology (IT)-based products and services.

In an increasingly connected world, Cisco is helping to lead the way by transforming businesses, governments, and cities worldwide with differentiated innovation.

## Cisco Ransomware Defense

[cisco.com/go/ransomware](https://cisco.com/go/ransomware)

Cisco Ransomware Defense calls on the Cisco security architecture to protect businesses using defenses that span from networks to the DNS layer to email to the endpoint. It is the ultimate defense against ransomware that is simple, open, automated, and effective.



 <https://twitter.com/CiscoSecurity>

 <https://www.facebook.com/CiscoSecurity>

 <https://www.linkedin.com/company/Cisco-Security>

 <https://www.youtube.com/Cisco>



# Ransomware Defense

Cisco Special Edition

**by Lawrence Miller, CISSP**

for  
**dummies**<sup>®</sup>  
A Wiley Brand

# Ransomware Defense For Dummies®, Cisco Special Edition

Published by  
**John Wiley & Sons, Inc.**  
111 River St.  
Hoboken, NJ 07030-5774  
www.wiley.com

Copyright © 2017 by John Wiley & Sons, Inc., Hoboken, New Jersey

No part of this publication may be reproduced, stored in a retrieval system or transmitted in any form or by any means, electronic, mechanical, photocopying, recording, scanning or otherwise, except as permitted under Sections 107 or 108 of the 1976 United States Copyright Act, without the prior written permission of the Publisher. Requests to the Publisher for permission should be addressed to the Permissions Department, John Wiley & Sons, Inc., 111 River Street, Hoboken, NJ 07030, (201) 748-6011, fax (201) 748-6008, or online at <http://www.wiley.com/go/permissions>.

**Trademarks:** Wiley, For Dummies, the Dummies Man logo, The Dummies Way, Dummies.com, Making Everything Easier, and related trade dress are trademarks or registered trademarks of John Wiley & Sons, Inc. and/or its affiliates in the United States and other countries, and may not be used without written permission. All other trademarks are the property of their respective owners. John Wiley & Sons, Inc., is not associated with any product or vendor mentioned in this book.

**LIMIT OF LIABILITY/DISCLAIMER OF WARRANTY: THE PUBLISHER AND THE AUTHOR MAKE NO REPRESENTATIONS OR WARRANTIES WITH RESPECT TO THE ACCURACY OR COMPLETENESS OF THE CONTENTS OF THIS WORK AND SPECIFICALLY DISCLAIM ALL WARRANTIES, INCLUDING WITHOUT LIMITATION WARRANTIES OF FITNESS FOR A PARTICULAR PURPOSE. NO WARRANTY MAY BE CREATED OR EXTENDED BY SALES OR PROMOTIONAL MATERIALS. THE ADVICE AND STRATEGIES CONTAINED HEREIN MAY NOT BE SUITABLE FOR EVERY SITUATION. THIS WORK IS SOLD WITH THE UNDERSTANDING THAT THE PUBLISHER IS NOT ENGAGED IN RENDERING LEGAL, ACCOUNTING, OR OTHER PROFESSIONAL SERVICES. IF PROFESSIONAL ASSISTANCE IS REQUIRED, THE SERVICES OF A COMPETENT PROFESSIONAL PERSON SHOULD BE SOUGHT. NEITHER THE PUBLISHER NOR THE AUTHOR SHALL BE LIABLE FOR DAMAGES ARISING HEREFROM. THE FACT THAT AN ORGANIZATION OR WEBSITE IS REFERRED TO IN THIS WORK AS A CITATION AND/OR A POTENTIAL SOURCE OF FURTHER INFORMATION DOES NOT MEAN THAT THE AUTHOR OR THE PUBLISHER ENDORSES THE INFORMATION THE ORGANIZATION OR WEBSITE MAY PROVIDE OR RECOMMENDATIONS IT MAY MAKE. FURTHER, READERS SHOULD BE AWARE THAT INTERNET WEBSITES LISTED IN THIS WORK MAY HAVE CHANGED OR DISAPPEARED BETWEEN WHEN THIS WORK WAS WRITTEN AND WHEN IT IS READ.**

ISBN 978-1-119-35226-6 (pbk); ISBN 978-1-119-35215-0 (ebk)

Manufactured in the United States of America

10 9 8 7 6 5 4 3 2 1

For general information on our other products and services, or how to create a custom *For Dummies* book for your business or organization, please contact our Business Development Department in the U.S. at 877-409-4177, contact [info@dummies.biz](mailto:info@dummies.biz), or visit [www.wiley.com/go/custompub](http://www.wiley.com/go/custompub). For information about licensing the *For Dummies* brand for products or services, contact [BrandedRights&Licenses@Wiley.com](mailto:BrandedRights&Licenses@Wiley.com).

## Publisher's Acknowledgments

Some of the people who helped bring this book to market include the following:

**Development Editor:** Elizabeth Kuball

**Production Editor:** Siddique Shaik

**Copy Editor:** Elizabeth Kuball

**Special Help:** Rachel Ackerly, Mary Briggs, Dan Gould, Aivy Iniguez, Kate MacLean, Ben Munroe, Mark Murtagh

**Acquisitions Editor:** Amy Fandrei

**Editorial Manager:** Rev Mengle

**Business Development Representative:**  
Karen Hattan

# Table of Contents

INTRODUCTION .....	1
About This Book .....	1
Foolish Assumptions .....	1
Icons Used in This Book .....	2
Beyond the Book .....	2
CHAPTER 1: <b>What Is Ransomware?</b> .....	3
Defining Ransomware .....	3
Recognizing Ransomware in the Modern Threat Landscape .....	4
Understanding How Ransomware Operates .....	7
CHAPTER 2: <b>Implementing Best Practices to Reduce Ransomware Risks</b> .....	9
Before an Attack: Discover, Enforce, Harden .....	9
During an Attack: Detect, Block, and Defend .....	14
After an Attack: Scope, Contain, and Remediate .....	15
CHAPTER 3: <b>Building the “New Best-of-Breed” Security Architecture</b> .....	17
Recognizing the Limitations of Current Security Designs .....	17
Defining the “New Best-of-Breed” Security Architecture .....	19
CHAPTER 4: <b>Deploying Cisco Ransomware Defense</b> .....	25
Leveraging DNS as the First Line of Defense in the Cloud .....	25
Securing Endpoints and Addressing Email Threats .....	30
Cisco Advanced Malware Protection (AMP) for Endpoints .....	31
Cisco Email Security with Advanced Malware Protection (AMP) .....	32
Protecting the Network with Next-Generation Firewalls and Segmentation .....	34
Cisco Firepower Next-Generation Firewall (NGFW) .....	34
Use the network as a sensor and enforcer .....	35
Streamlining Deployments and Bolstering Incident Response .....	36

**CHAPTER 5: Ten Key Ransomware Defense Takeaways**..... 39

- Ransomware Is Evolving..... 39
- Ransomware-as-a-Service Is an Emerging Threat..... 40
- Paying a Ransom Doesn't Solve Your Security Problems..... 40
- Build a Layered Security Architecture Based on Open Standards..... 41
- Deploy Integrated, Best-of-Breed Solutions ..... 42
- Embed Security throughout Your Network Environment ..... 42
- Reduce Complexity in Your Security Environment..... 42
- Leverage Cloud-Based, Real-Time Threat Intelligence ..... 43
- Automate Security Actions to Reduce Response Time ..... 43
- See Something, Say Something ..... 43

# Introduction

The rise of ransomware over the past few years is an ever-growing problem that has quickly become an extremely lucrative criminal enterprise. Targeted organizations often believe that paying the ransom is the most cost-effective way to get their data back — and, unfortunately, this may be true. The problem is that every single business that pays to recover its files is directly funding the development of the next generation of ransomware. As a result, ransomware is evolving at an alarming rate with new and more sophisticated variants.

Ransomware must be prevented when possible, detected when it attempts to breach a network, and contained to limit potential damage when it infects systems and endpoints. Ransomware defense calls for a “new best-of-breed” architectural approach that spans the organization at the edge in the domain name system (DNS) layer to the data center and across endpoint devices no matter where they’re being used.

## About This Book

*Ransomware Defense For Dummies* consists of five short chapters that explore how ransomware operates and its defining characteristics (Chapter 1), security best practices to reduce ransomware risks (Chapter 2), a “new best-of-breed” security architecture (Chapter 3), the Cisco Ransomware Defense solution (Chapter 4), and important ransomware defense takeaways (Chapter 5).

## Foolish Assumptions

It has been said that most assumptions have outlived their usefulness, but I assume a few things nonetheless!

Mainly, I assume that you know a few things about information security. Perhaps you’re a C-level IT executive, IT director, senior IT architect, analyst, or manager, or a security, network, or system administrator. As such, this book is written primarily

for technical readers who know a little something about IT networking, infrastructure, and enterprise systems.

If any of these assumptions describes you, then this book is for you! If none of these assumptions describes you, keep reading anyway. It's a great book, and when you finish reading it, you'll know enough about ransomware defense to be dangerous (to the bad guys)!

## Icons Used in This Book

Throughout this book, I use special icons to call attention to important information. Here's what to expect:



REMEMBER

This icon points out information that you should commit to your nonvolatile memory, your gray matter, or your noggin — along with anniversaries and birthdays!



TECHNICAL  
STUFF

You won't find a map of the human genome here, but if you seek to attain the seventh level of NERD-vana, perk up! This icon explains the jargon beneath the jargon and is the stuff legends — well, nerds — are made of!



TIP

Thank you for reading, hope you enjoy the book, please take care of your writers! Seriously, this icon points out helpful suggestions and useful nuggets of information.



WARNING

This icon points out the stuff your mother warned you about. Okay, probably not. But you should take heed nonetheless — you might just save yourself some time and frustration!

## Beyond the Book

There's only so much I can cover in 48 short pages, so if you find yourself at the end of this book, thinking, "Gosh, this was an amazing book. Where can I learn more?," just go to [www.cisco.com/go/ransomware](http://www.cisco.com/go/ransomware).



- » Identifying ransomware and its defining characteristics
- » Looking at ransomware trends
- » Seeing how ransomware works

# Chapter 1

## What Is Ransomware?

**R**ansomware is the fastest-growing malware threat today and is already an epidemic. According to a U.S. government interagency report, an average of more than 4,000 ransomware attacks have occurred daily since January 2016. In this chapter, you learn about ransomware — what it is, how it’s evolving as a threat, and how it works.

### Defining Ransomware

*Ransomware* is malicious software (malware) used in a cyberattack to encrypt the victim’s data with an encryption key that is known only to the attacker, thereby rendering the data unusable until a ransom payment (usually *cryptocurrency*, such as Bitcoin) is made by the victim.



TECHNICAL  
STUFF

Cryptocurrency is an alternative digital currency that uses encryption to regulate the “printing” of units of currency (such as bitcoins) and to verify the transfer of funds between parties, without an intermediary or central bank.

Ransom amounts are typically high, but not exorbitant. For example, demands for individuals typically range from \$300 to \$600, while larger organizations will typically pay more. In 2016, a South Carolina school district paid an estimated \$10,000 ransom and a California hospital paid approximately \$17,000 to cybercriminals. These amounts quickly add up — more than \$200 million in the

first three months of 2016, according to the U.S. Federal Bureau of Investigation (FBI). This characteristic of ransomware is by design, in an effort to get victims to simply pay the ransom as quickly as possible, instead of contacting law enforcement and potentially incurring far greater direct and indirect costs due to the loss of their data and negative publicity.



WARNING

Ransom amounts may also increase significantly the longer a victim waits. Again, this is by design, in an effort to limit a victim's options and get the victim to pay the ransom as quickly as possible.

## Recognizing Ransomware in the Modern Threat Landscape

Ransomware is not a new threat (see Figure 1-1). The earliest known ransomware, known as PC Cyborg, was unleashed in 1989. Since that time, ransomware has evolved and become far more sophisticated. Ransomware has also become more pervasive and lucrative with developments such as the following:

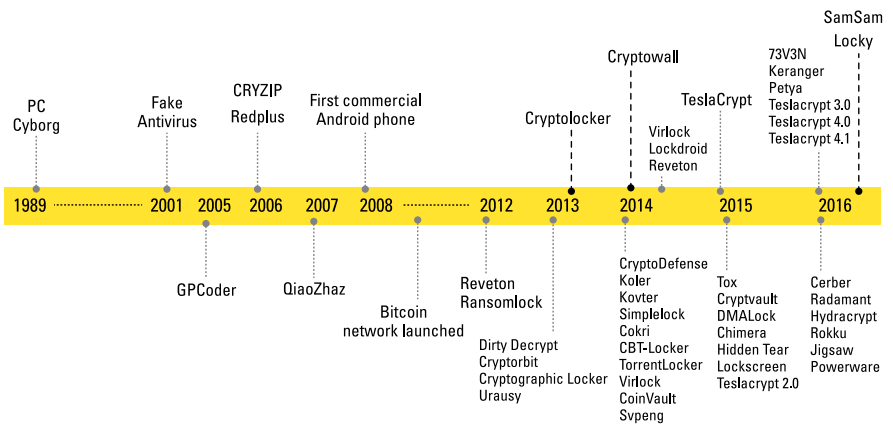
- » **The release of the Android phone:** Android has become a popular attack vector (macOS is also now a target, and Apple iOS will no doubt become a target).
- » **The rise of Bitcoin:** Bitcoin enables easy and virtually untraceable payments to anonymous cybercriminals.
- » **The emergence of Ransomware-as-a-Service (RaaS):** *RaaS* (ransomware that can be purchased for a small fee and/or a percentage of the ransom payment) makes it easy for practically anyone to use ransomware.

Despite sensational media reports about massive data breaches targeting organizations and enterprises such as the U.S. Office of Personnel Management (OPM), Anthem Blue Cross Blue Shield, Target, and Home Depot, for identity theft and credit card fraud purposes, the rise of ransomware has become one of the most pervasive threats to organizations and enterprises — as well as individuals — over the past year.



WARNING

A report by the Institute for Critical Infrastructure Technology (ICIT) predicts that 2016 will be the year that ransomware “wreak[s] havoc on America’s critical infrastructure community.”



**FIGURE 1-1:** The evolution of ransomware.

Locky is one example of an aggressive ransomware variant that is believed to be compromising as many as 90,000 victims per day. The average ransom for Locky is usually between 0.5 and 1 Bitcoin. Based on statistics from Cisco’s Talos threat intelligence group, on average, 2.9 percent of compromised victims in a ransomware attack will pay the ransom. Thus, Locky could potentially infect as many as 33 million victims over a 12-month period, resulting in between \$287 million and \$574 million in ransom payments (see Table 1-1).

**TABLE 1-1 Estimate of Locky Total Ransom Payments**

Ransom Price	1 Bitcoin	0.5 Bitcoin
Victims/day	90,000	90,000
Number of payouts/day	2,610	2,610
Current Bitcoin price (as of October 2, 2016)	\$610.82 = 1 Bitcoin	\$610.82 = 1 Bitcoin
1-day profits	\$1,594,240	\$797,120
1-month profits	\$47,826,206	\$23,913,603
12-month profits	\$573,926,472	\$286,963,236

Although a conservative estimate of \$287 million may seem trivial in comparison to even a single data breach (such as the Target data breach, which is estimated to have cost Target over \$300 million), it’s important to remember that data breach loss estimates are based on costs to the organization that is targeted, not the individual victims whose identities and/or credit card information is stolen. Costs to the organization include the following:

- » **Regulatory fines and penalties** levied by various regulatory bodies, such as the Payment Card Industry (PCI)
- » **Legal fees** associated with litigation resulting from the breach
- » **Loss of business** due to business interruptions, brand reputation damage, and loss of customers
- » **Remediation** including incident response and recovery, public relations, breach notifications, and credit monitoring services for affected individuals



TIP

The Ponemon Institute reports that the average cost of a data breach for targeted organizations is approximately \$6.5 million.

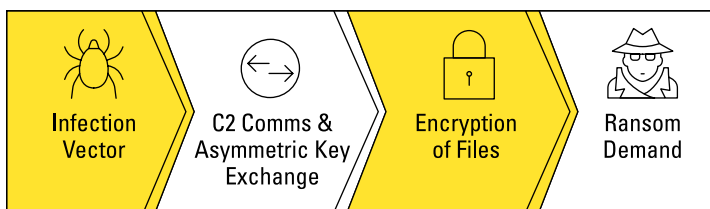
Cybercriminals typically sell stolen credit card and identity information on the *dark web* — anonymous web content (such as black market drug sales, child pornography, cybercrime, or other activities attempting to avoid surveillance or censorship) that requires special software, configuration, and/or authorization for access — for as little as a few cents to several dollars per record. The 2015 Cost of Cyber Crime Study by the Ponemon Institute reported that the average selling price for stolen U.S. credit card data is approximately \$0.25 to \$60 per card. By comparison, a cybercriminal can make several hundred dollars to tens of thousands of dollars from ransoms directly paid to them by individual victims and organizations.

The actual cost to victims of identity theft and credit card fraud was estimated in Javelin Strategy and Research's 2016 *Identity Fraud Study* to be \$15 billion in 2015. The study also reveals that, although the number of U.S. victims of identity theft and credit card fraud has remained relatively steady since 2012, averaging approximately 12.8 million individual victims, fraud losses have declined by approximately 25 percent — meaning profits for cybercriminals, while still significant, are also declining.

In contrast to the declining trend in identity theft and credit card fraud, the FBI reported a tenfold increase in ransomware crimes over the previous year during just the first three months of 2016. The cost to U.S. victim organizations and businesses is conservatively estimated to be more than \$200 million, putting ransomware on pace to be a \$1 billion crime in 2016.

## Understanding How Ransomware Operates

Ransomware is commonly delivered through exploit kits, *water-hole attacks* (in which one or more websites that an organization frequently visits is infected with malware), *malvertising* (malicious advertising), or email phishing campaigns (see Figure 1-2).



**FIGURE 1-2:** How ransomware infects an endpoint.



**TIP**


Go to <https://youtu.be/4gR562GW7TI> to see the anatomy of a ransomware attack.

Once delivered, ransomware typically identifies user files and data to be encrypted through some sort of an embedded file extension list. It's also programmed to avoid interacting with certain system directories (such as the WINDOWS system directory, or certain program files directories) to ensure system stability for delivery of the ransom after the payload finishes running. Files in specific locations that match one of the listed file extensions are then encrypted. Otherwise, the file(s) are left alone. After the files have been encrypted, the ransomware typically leaves a notification for the user, with instructions on how to pay the ransom (see Figure 1-3).

**EMAIL-BASED INFECTION**



**WEB-BASED INFECTION**



**FIGURE 1-3:** How ransomware works.



**WARNING**

There is no honor among thieves. Although an attacker will usually provide the decryption key for your files if you pay the ransom, there is no guarantee that the attacker hasn't already installed other malware and exploit kits on your endpoint or other networked systems, or that they won't steal your data for other criminal purposes or to extort more payments in the future.

- » Being proactive about ransomware defense
- » Automating ransomware defenses for rapid response
- » Regrouping after an attack has occurred

## Chapter 2

# Implementing Best Practices to Reduce Ransomware Risks

In this chapter, I review security best practices and risk mitigation strategies that, if fully and correctly applied, will help your organization effectively defend against ransomware and other cybersecurity threats.

## Before an Attack: Discover, Enforce, Harden

There are, of course, a number of best practices that organizations can proactively implement before they're ever targeted by an attacker. If attackers can't easily establish an initial foothold — get their foot in the door, so to speak — they'll likely seek an easier victim, unless your organization is the object of a targeted attack.

Ransomware attacks can be opportunistic — the attacker's motive is often profit, with as little risk and effort as possible.

So, preventing an attacker from gaining entry to your network with an architectural approach is the most effective way to break the “cyber kill chain” and prevent a ransomware attack from succeeding in the first place.



REMEMBER

The Lockheed Martin Cyber Kill Chain model consists of seven attack phases: Reconnaissance, Weaponization, Delivery, Exploitation, Installation, Command and Control (C2), and Actions on the Objective. The first five phases are all focused on gaining access to the target’s network and systems.

Attackers usually achieve initial access to a target through one of two methods:

- » Social engineering/phishing to get an unsuspecting user to expose her network credentials or install malware
- » Exploiting a vulnerability in a public-facing (Internet) application or service



WARNING

With regard to phishing attacks and security awareness training, Verizon’s 2016 Data Breach and Investigations Report (DBIR) bemoans, “Apparently, the communication between the criminal and the victim is much more effective than the communication between employees and security staff.”



TIP

The following best practices should be implemented to prevent attackers from gaining access to your organization’s network and systems:

- » **Conduct regular security awareness and training for your end users.** This training should be engaging and contain the latest information on security threats and tactics. Be sure to do the following:
  - Reinforce company policies regarding not sharing or revealing user credentials (even with IT and/or security), strong password requirements, and the role of authentication in security (including the concept of *nonrepudiation*, which gives users the “It wasn’t me!” defense).
  - Encourage the use of company-sanctioned Software-as-a-Service (SaaS) applications, such as file-sharing programs, to exchange documents with others rather than email



attachments, as a way to mitigate (or completely eliminate) phishing attacks containing malicious attachments.

- Consider non-native document rendering for PDF and Microsoft Office files in the cloud. Desktop applications such as Adobe Acrobat Reader and Microsoft Word often contain unpatched vulnerabilities that can be exploited.
- Instruct users who do not regularly use macros to never enable macros in Microsoft Office documents. A resurgence in macro-based malware has been observed recently that uses sophisticated obfuscation techniques to evade detection.
- Explain incident reporting procedures and ensure that users feel comfortable reporting security incidents with messages like “You’re the victim, not the perp” and “The cover-up is worse (in terms of damage) than the event.”
- Remember to cover physical security. Although they’re less common than other forms of social engineering, visitor escort policies and tactics such as dumpster diving, shoulder surfing, and piggybacking (or tailgating), which potentially threaten their personal safety as well as information security, should be reiterated to users.

» **Perform ongoing risk assessments to identify any security weaknesses and vulnerabilities in your organization, and address any threat exposures to reduce risk.**

Be sure to do the following:

- Conduct periodic port and vulnerability scans.
- Ensure solid and timely patch management.
- Disable unnecessary and vulnerable services and follow system hardening guidance.
- Enforce strong password requirements and implement two-factor authentication (where possible).
- Centralize security logging on a secure log collector or security incident and event management (SIEM) platform, and frequently review and analyze log information.

Unfortunately, despite your best efforts, people are people (and Soylent Green is people!) and there will always be zero-day threats that exploit previously unknown — and therefore,

unpatched — vulnerabilities. If an attacker succeeds in accessing your network, his next step is to establish C2 communications, in order to

- » Ensure persistence
- » Escalate privileges
- » Move laterally throughout your network, data center, and end user environment

To mitigate the effects of a successful intrusion, implement the following best practices:

- » Deploy domain name system (DNS) layer protection that enables you to predictively identify malicious domains, IP addresses, and Internet infrastructure to help mitigate the risk of an attack.
- » Automatically enable firewall, advanced malware protection, encryption, and data loss prevention on all endpoints, including personal mobile devices (if “bring your own device” [BYOD] is permitted) and removable media (such as USB drives) that is transparent to the user and requires no action by the user. This protects roaming and remote users both on and off the network, even when they don't necessarily do what they're supposed to do with regard to best practices and established policies.
- » Enable security functionality on email gateways including blocking or removing executables and other potentially malicious attachments, sender policy framework (SPF) verification to mitigate email spoofing, and email throttling (or “graylisting”) to rate-limit potential spam emails.
- » Enable security products and services that analyze Internet traffic, emails, and files to prevent infection and data exfiltration (discussed further in Chapters 3 and 4), and leverage threat intelligence services for deeper context and rapid investigation.
- » Design and deploy a robust, inherently secure security architecture that uses segmentation to restrict an attacker's lateral movement in your environment.

- » Enforce the principle of least privilege and eliminate user “privilege creep” to limit an attacker’s ability to escalate privileges.
- » Regularly back up critical systems and data, and periodically test backups to ensure they can be restored and are good. Also encrypt your backups and maintain them offline or on a separate backup network.
- » Assess and practice your incident response capabilities, and monitor and measure the overall effectiveness of your security posture on an ongoing and continual basis.



TIP

Most ransomware relies on a robust C2 communications infrastructure, for example, to transmit encryption keys and payment messages. By preventing an attacker from connecting with ransomware that has infected its network, an organization can stop a successful ransomware attack. If, for example, the attacker is unable to send encryption keys to an infected endpoint or instruct a victim on how to send a ransom payment, the ransomware attack will fail. As Table 2-1 shows, the most common ransomware variants today rely heavily on DNS for C2 communications. In some cases, a Tor (The Onion Router) browser is also used for C2 communications.

**TABLE 2-1 C2 communications in ransomware.**

Name*	Encryption Key	Payment Message
Locky	DNS	DNS
TeslaCrypt	DNS	DNS
CryptoWall	DNS	DNS
TorrentLocker	DNS	DNS
PadCrypt	DNS	DNS, Tor
CTB-Locker	DNS, Tor	DNS
FAKBEN	DNS	DNS, Tor
PayCrypt	DNS	DNS
KeyRanger	DNS, Tor	DNS

\*Top variants as of March 2016

# During an Attack: Detect, Block, and Defend

If your organization is under attack, fast and effective incident response is required to limit any potential damage. The specific action steps and remediation efforts to be undertaken will be different for each unique situation. However, the time to learn the breadth and extent of your organization's incident response capabilities is not during an attack! Your incident response efforts should be well understood and coordinated — which is accomplished before an attack — and well documented and repeatable, so that you can reconstruct an incident after an attack and identify lessons learned and potential areas for improvement.

A key component of effective incident response that is often overlooked is information sharing, which includes the following:

- » **Communicating timely and accurate information to all stakeholders:** Pertinent information needs to be provided to executives in order to ensure adequate resources are committed to response and remediation, critical and informed business decisions can be made, and appropriate information is, in turn, communicated to employees, law enforcement, customers, shareholders, and the general public.
- » **Automatically sharing new security intelligence throughout the architecture:** Bringing together critical data from disparate systems, such as security information and event management (SIEM), threat intelligence, and sandboxing tools, enables the incident response team to quickly surface and effectively triage high-impact security incidents. For example, if a new malware payload is detected on an endpoint, it should automatically be sent to a cloud-based threat intelligence platform for analysis in order to find and extract any indicators of compromise (IoCs). Then new countermeasures should automatically be deployed and enforced.

# After an Attack: Scope, Contain, and Remediate

Important actions after an attack has ended include the following:

- » Resuming normal business operations, including restoring backups and reimaging systems, as necessary
- » Collecting and preserving evidence for law enforcement and auditing purposes
- » Analyzing forensic data to predict and prevent future attacks, for example, by identifying related domains and malware with the associated IP addresses, file hashes, and domains
- » Performing root cause analysis, identifying lessons learned, and redeploying security assets, as necessary



TIP

Predictive threat intelligence enables a proactive security posture by enabling your organization to see the C2 infrastructure that attackers are leveraging for current and future attacks, and thereby always stay ahead of the threat.



- » Choosing between best-of-breed or all-in-one
- » Getting the best of both worlds with an integrated security portfolio

# Chapter 3

## Building the “New Best-of-Breed” Security Architecture

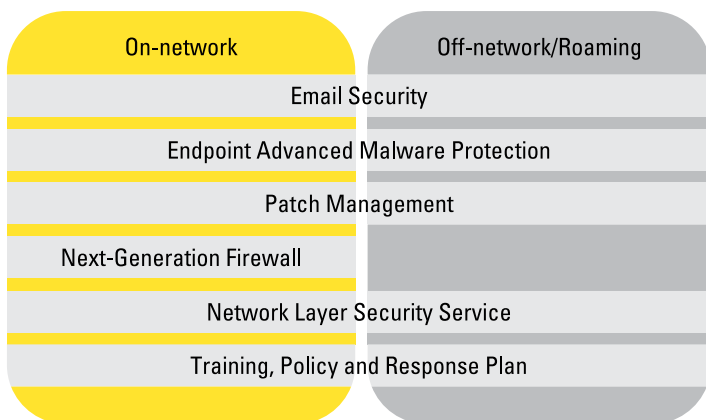
In this chapter, you learn about various challenges in current approaches to security architecture, and a “new best-of-breed” architecture to better address modern threats, including ransomware.

### Recognizing the Limitations of Current Security Designs

In the past, many businesses thought they had to make a choice when it came to security:

- » They could use best-of-breed products that were effective against specific types of emerging threats but did not fully integrate into an architectural approach to integrating defenses.
- » They could take a systems approach that assimilated standalone (or point) security products that were “good enough” into an intelligent system architecture.

Many organizations today have deployed a hierarchical network architecture consisting of an access, distribution, and core layer with multiple standalone security products, deployed in a DMZ or local services zone, such as a firewall and/or web proxy server. Unfortunately, this is not the same thing as true “defense in depth” (see Figure 3-1).



**FIGURE 3-1:** Security is about managing risk through layers.

Limitations with current approaches include the following:

- » **There’s no integration or correlation.** Too many stand-alone security products inevitably inundate limited security resources with verbose, uncoordinated information that can’t be easily analyzed and leaves security teams looking for the proverbial “needle in a haystack.”
- » **Perimeter-based security is only one part of an effective architecture.** Firewalls, secure web gateways, and sandboxing technology deployed at the network edge only sees north-south traffic traversing the Internet. East-west traffic in the data center — traffic between applications and end users that never traverses the Internet — can account for as much as 80 percent of all network traffic, so complete visibility across the entire network is needed.
- » **Employees have left the building.** Not only have cybercriminals changed the way they work (their tactics and techniques), but the way in which our users work and interact digitally has also changed. With more remote and roaming on-the-go users working directly via the cloud on various devices, perimeter-based security technologies and



virtual private networks (VPNs) are no longer able to fully protect devices and corporate data. Many cloud-based services (such as Salesforce.com and Office 365) can be conveniently accessed without a VPN connection, leaving these applications and data with only basic security, such as antimalware protection. According to Gartner, by 2018, 25 percent of corporate data traffic will bypass perimeter security and flow directly from mobile devices to the cloud. Modern security solutions need to enable your business to embrace the cloud and work from any device, anywhere, at any time — extending existing protection well beyond the traditional network perimeter.

- » **There's a lack of visibility.** Traditional port-based firewalls are blind to many threats that use evasive techniques such as nonstandard ports, port hopping, and encryption.
- » **There isn't enough segmentation and traditional segmentation can be challenging.** Networks are commonly segmented into “trusted” and “untrusted” zones with static virtual LANs (VLANs) defined on switches, which can be hard to configure and maintain. This arbitrary structure doesn't address the new normal in modern data centers — virtual machines (VMs) that move dynamically throughout and across data centers and in the cloud. Instead, multiple granular segmentation (including micro-segmentation) needs to be defined on network devices throughout the data center with dynamic software-defined segmentation.
- » **Static updates are only a starting point.** Downloading and installing anti-malware signature files is only a starting point for effectively fighting today's rapidly evolving zero-day threats. Static signature files need to be bolstered with real-time, cloud-based threat intelligence.

## Defining the “New Best-of-Breed” Security Architecture

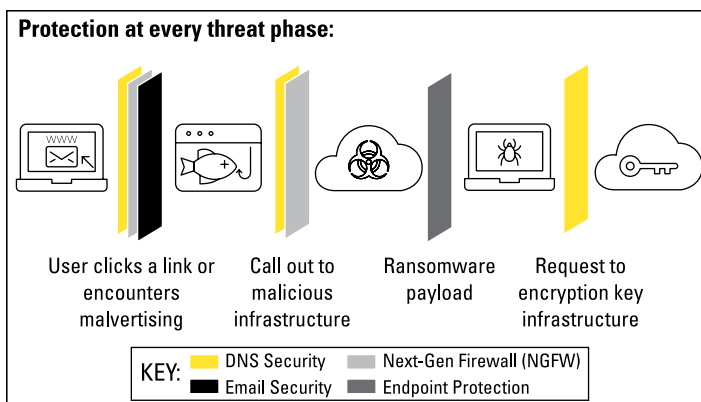
To safeguard businesses against ransomware and other modern threats, a “new best-of-breed” security architecture leverages an integrated, portfolio-based approach that is simple, open,

and automated, rather than traditional point products. This new architecture

- » Automatically shares threat intelligence and provides aggregated, correlated context with other security products and services, both on premises and in the cloud
- » Reduces complexity and provides full visibility across the entire environment
- » Allows better integration with new and existing security investments using open, extensible standards and technology
- » Uses integration to deliver automated security response, so security becomes more effective and reduces the burden on other IT teams

This new best-of-breed security architecture consists of the following components (see Figure 3-2):

- » Next-generation firewalls (NGFWs) and next-generation intrusion prevention systems (NGIPSs) with visibility into who is accessing the network and what they're doing, policy enforcement, flow analytics, and file/device trajectory analysis
- » Cloud-based threat intelligence
- » Domain name system (DNS) layer security to extend protection beyond the organization's firewalls
- » Highly granular, software-defined network segmentation with role-based policy enforcement regardless of location, device, or IP address
- » Email and web security
- » Network and host-based advanced malware protection with sandboxing capabilities



**FIGURE 3-2:** The “new best-of-breed” security architecture provides the best threat surface coverage possible with defense-in-depth.

## CAMUTO GROUP DEFENDS INTELLECTUAL PROPERTY WITHOUT COMPROMISING PRODUCTIVITY

### The challenge: Creative business must balance ease of access with protection of design assets

The Camuto Group, a footwear and lifestyle brand company with stores throughout the United States and Europe, and manufacturing facilities in Brazil, Italy and China, thrives by virtue of its unique designs. Creativity is the company’s most powerful competitive weapon, but for its IT security professionals, it’s a double-edged sword: Camuto’s 500 employees, 100 of whom work remotely, and another 250 roaming laptops must be guarded against data theft; yet its creative and sales professionals need unfettered access to a wide range of edgy websites that many web filtering solutions block incorrectly.

“Protecting Camuto Group’s products through security is one of our primary goals,” says Tom Olejniczak, Camuto Group’s network engineering manager. “Our products and designs are what drive the company; protecting these assets are a key to successfully supporting the business.”

In previous assignments, Olejniczak found that the traditional approach to securing the web experience — proxy servers — imposed obstacles that had to be resolved manually. “Many nonmalicious websites are

*(continued)*

(continued)

improperly encrypted or rely on outdated content controls such as ActiveX,” he says. “Every time someone needed to get to a problematic website, they needed hands-on help from IT.”

At Camuto, with its extensive mobile workforce, that kind of manual intervention was simply impossible. As malware rose and social media increasingly cut into productivity, Camuto Group required a network security solution that protected on- and off-network devices without adding latency or hindering work activity.

### **The solution: Cisco Umbrella proves most effective first line of defense**

Olejniczak says he “followed Umbrella from the get-go,” even before Umbrella was an option. As part of his research into the right solution for Camuto, IT put two alternatives to the test: Zscaler and Websense.

In the month that Olejniczak dropped Umbrella to pilot Zscaler, “malware rose by 30 percent. We were fighting up to three infections every day, spending a minimum of one to three hours each doing cleanup — more if we had to do a rebuild.” Olejniczak found that the proxy-based Internet filters he’d used in the past didn’t work well with sites that required certificates. “It took a lot of manual intervention,” he says.

“The Websense product was just slow — it was like having extra software loaded on your PC,” Olejniczak says. “It increased latency by 40 percent to 50 percent.” Ultimately, Camuto committed to Umbrella, and deployed the roaming client on laptops to extend Umbrella’s security and filtering capabilities. “We use Umbrella as the frontline of defense,” says Olejniczak, “coupling it with our antivirus protection and other proactive threat and network protections.”

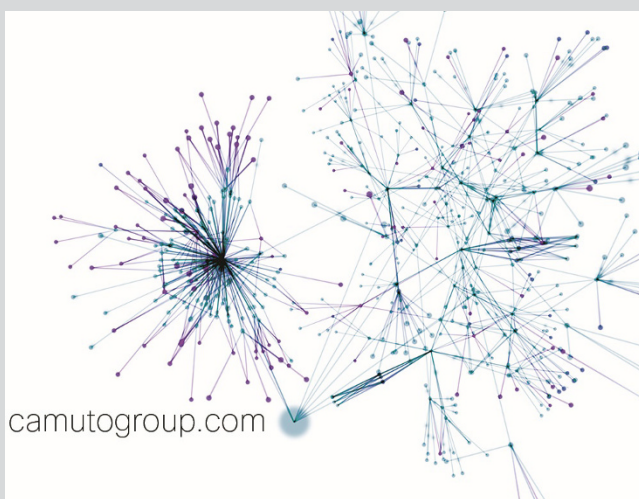
### **The impact: Camuto Group blocks 400 malware hits each day while accelerating Internet performance**

“What I like about Umbrella is that it’s a cloud solution that replaces the web filtering work we used to do internally,” Olejniczak says. To protect onsite employees, Camuto deployed Umbrella virtual appliances which gives them the ability to identify internal networks or Active Directory users infected or targeted by attacks, without touching devices or re-authenticating users. Employees working off the corporate network are protected via Umbrella’s roaming client, installation of which “is as easy as adding someone to a group through Microsoft Active Directory.”

Camuto Group saw an immediate and measurable impact on security. “When I go to the Umbrella dashboard in the morning,” Olejniczak says, “I typically see as many as 400 pieces of malware that have been redirected — that’s thousands a week.” Yet Umbrella’s power remains unobtrusive to users. “It actually improved the speed of the Internet slightly,” says Olejniczak. “We see maybe a 5 percent to 10 percent improvement, which makes it at least 30 percent better than other products.”

In a business that depends on creative people having access to cutting-edge fashion sites, the ability to manage white and black lists quickly is critical. “We can choose safe, HR-acceptable categories for content filtering fast,” Olejniczak says. When reports expose previously unknown sites that are inappropriate or risky — or when employees request access to legitimate sites that have been blocked — updating the lists is easy. “It’s extremely efficient: I can log in, make the changes, and log out in under three minutes.”

Olejniczak notes that Umbrella’s value increases over time. “The longer you use the product,” Olejniczak says, “the better off you are. There are only a few products I’ve used in my career that actually do what they say they’ll do and Umbrella is one of them.” This data visualization (see the figure below) is a high-level overview of how Cisco Umbrella sees a client’s domain infrastructure and how a portion of Umbrella’s users (more than 65 million) interact with that domain and its related infrastructure.





TIP

In Chapter 4, you learn about Cisco's approach to this new best-of-breed security architecture with Cisco Ransomware Defense. Figure 3-3 maps out the Cisco Security products that prevent, detect, and respond to ransomware attacks.

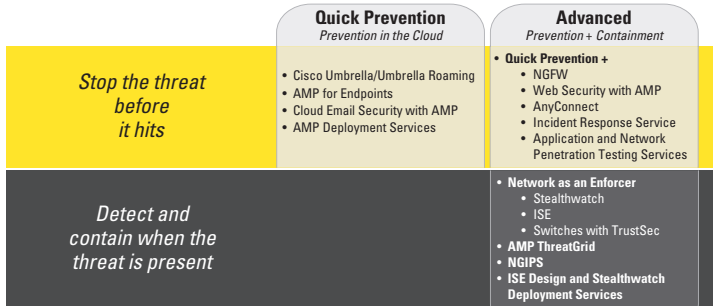


FIGURE 3-3: Cisco Ransomware Defense solution bundles available.

- » Taking ransomware defense to the cloud
- » Closing ransomware attack vectors on endpoints and in email
- » Enforcing security policies with next-generation firewalls and segmentation
- » Engaging Cisco Security Advisory Services

# Chapter 4

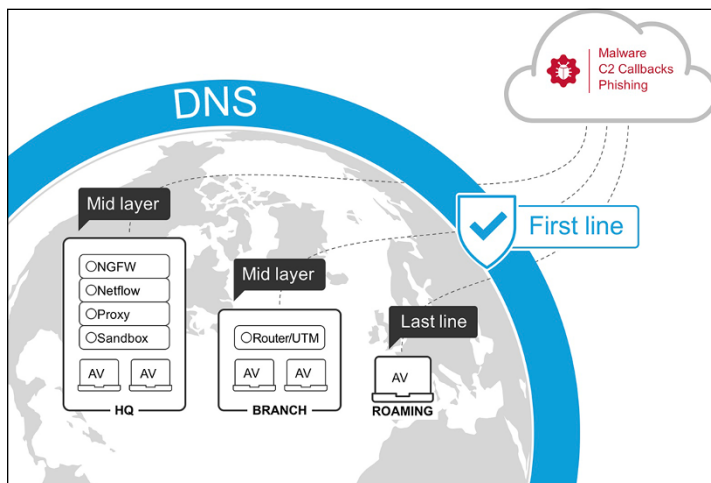
## Deploying Cisco Ransomware Defense

Cisco Ransomware Defense leverages the Cisco security architecture to protect enterprises. This solution offers an architectural approach to combat ransomware in all the places it attempts to attack a network. This means layered, complementary protection extending from the DNS layer to email, the network, and the endpoint. In this chapter, you learn about the Cisco Ransomware Defense solution.

### Leveraging DNS as the First Line of Defense in the Cloud

There are many phases in a ransomware attack. Before launching an attack, the attacker needs to stage Internet infrastructure to support the execution and command-and-control (C2) phases. Cisco Umbrella provides the first line of defense, stopping ransomware attacks (and other cyberattacks) earlier in the kill chain by blocking Internet connections to malicious sites serving up ransomware in the first place. Built into the foundation of the

Internet, Umbrella enforces security at the domain name system (DNS) and Internet Protocol (IP) layers (see Figure 4-1).



**FIGURE 4-1:** DNS is the first line of defense against ransomware attacks.

Umbrella delivers complete visibility into Internet activity across all locations, devices, and users, and blocks threats over any port or protocol before they ever reach your network or endpoints. By analyzing and learning from Internet activity patterns, Umbrella automatically uncovers attacker infrastructure staged for current and emerging threats, and proactively blocks requests to malicious destinations before a connection is even established or a malicious file downloaded. Umbrella can also block C2 callbacks to attackers' servers and stop compromised systems from exfiltrating data. With Umbrella, you can stop phishing and malware infections earlier, identify already infected devices faster, and prevent data exfiltration.



**TIP**

Unlike appliances, the cloud service protects endpoints both on and off the corporate network. Unlike agents, DNS layer protection extends to every device connected to the network — even the Internet of Things (IoT). It is the fastest and easiest way to protect all of your users and can be deployed in as little as 30 minutes. Download the whitepaper: “Why a DNS Layer Matters: 30 Minutes to a More Secure Enterprise” at <http://cs.co/30-mins-to-a-more-secure-enterprise> to learn more.



# CISCO IT IMPLEMENTS UMBRELLA TO DEFEND AGAINST RANSOMWARE AND OTHER RESIDENT EVILS

In April 2016, Cisco adopted Umbrella for its internal IT with two primary goals:

- **To increase protection against malware, botnets, and breaches:** As a global DNS provider network, Umbrella sees 2 percent of the world's Internet requests. It quickly learns about and blocks emergent threats before they have a chance to do harm.
- **To gain insights about risky user behavior:** Umbrella generates a log showing all activity on the Internet, regardless of port and protocol. The logs give Cisco's security and IT teams increased visibility and audit capabilities.

Transitioning to Umbrella was exceptionally simple. "We added powerful new controls without needing to deploy new hardware, reconfigure the network, conduct extensive interoperability testing, or change any of our other systems," says Rich West, Cisco Information Security (InfoSec) architect.

Cisco formed an eight-member team from IT and InfoSec to plan and implement Umbrella. The technical aspects of the transition took very little time. The team members spent most of their time meeting with application owners and network operations teams to explain the benefits of the transition and to answer any questions related to potential impacts to application or network performance.

The conversion was as simple as adding four lines of code to the DNS configuration file on Cisco's internal DNS servers to direct queries to Umbrella. Now Cisco IT's DNS servers ask Umbrella for recursive DNS queries instead of asking their upstream neighbors. The conversion was so seamless that internal users didn't even know a change had occurred.

# HOW A GLOBAL MEDICAL MANUFACTURER ROUTS OUT RANSOMWARE

## **The challenge: Fighting infinite security challenges with finite resources**

In the decades since its 1983 founding, Octapharma has steadily become one of the world's largest human protein manufacturers. With a corporate initiative designed to double production capacity and increase overall efficiencies by 2019 now underway, however, the company is experiencing unprecedented expansion.

The impact of this growth spurt is evident throughout the organization — even at the network level. “As we add more employees in more locations using more mobile devices and cloud services, we also add new network security vulnerabilities,” says Octapharma Global Senior Network Engineer Jason Hancock. “We’ve seen a spike in a variety of malicious activities, including ransomware.”

“Rather than trying to cover any exposures by hiring the kind of trained security practitioners already in short supply, identifying new solutions to address those vulnerabilities and aligning with organization efficiency objectives has been a priority,” he adds.

“In keeping with that focus,” says Hancock, “first we needed to keep the network from going down every 15 minutes and improve efficiencies both for our team and users. When I joined the company in 2014, my initial objective was to get things stabilized so I could focus on preventing incrementally more aggressive malware, such as a CryptoLocker breach that we encountered.”

## **The solution: Functionality that fits**

“Before I came to Octapharma, the team had been working for some time to migrate from on-premises web security appliances to the same vendor’s cloud service, selected by a predecessor. I was initially tasked with completing that deployment,” recalls Hancock. “As soon as I saw what I was being asked to work with, I knew it wasn’t going to meet our needs.”

“We encountered significant issues that caused concern as to the product’s viability in our environment, starting with Internet functionality.” Notes Hancock, “Our team received a lot of feedback from users who were dissatisfied with Internet service, which was attributed to both the cloud service and the endpoint client on users’ machines.”

“Outside of that,” he continues, “the feature set was inconsistent with our needs and there was widespread difficulty throughout the team around administration. This meant we had to provide a lot of training to support very detailed, nonintuitive management of policies and various components.”

“After an issue-laden North American deployment, our network was down on a regular basis. The unreliability of having no Internet for hours at a time reflected unfavorably on our team, and was not resolvable through the product’s support channels,” Hancock explains. “Finally, [the vendor] suggested we abandon our migration to the cloud in favor of virtual appliances, which required redirection of traffic from more than 50 global locations, which was undesirable and in some cases not possible.”

“That’s when I raised my hand and said, ‘the only way to solve this problem is Cisco Umbrella, and I can have it deployed and protecting our global network within six weeks.’ After investing so much in a solution that didn’t work for us, we were ready for a solution I knew from previous experience would succeed: Umbrella.”

### **The results: Drastic reduction in ransomware**

After an easy deployment, Octapharma saw immediate results. “Since we put Umbrella in place, we’ve had no web security compromises,” Hancock says.

“We have drastically reduced our exposure to ransomware, and since deploying Umbrella, we have not been a victim of ransomware as a result of clicking a malicious link. We actually see tens of thousands of blocks per week due to security policy; that doesn’t count blocks based on category policies,” he adds. “We have covered a great risk in the web attack vector of ransomware, and greatly improved our user experience in regards to Internet connectivity.”

*(continued)*

(continued)

“We’ve even identified a few phishing emails and tested them by trying to click on their links; thanks to Umbrella, the sites were not accessible.”

Another unexpected benefit? Says the network engineer, “By correlating the great data that comes out of the Umbrella dashboard with our internal systems, we’ve found infected machines that were previously undetected.”

With its security stack now able to block threats at the DNS layer, the firm continues to look for ways to keep reinforcing the network with proactive security management. “While Umbrella is very capable of blocking sites based on category policies, it’s most effective as a security tool and with that as a focus in our deployment, it’s a critical component of our defense-in-depth strategy. I’m currently investigating additional tools that are part of Cisco’s security portfolio to continue bolstering that strategy,” the network engineer notes. “I am considering firewall enhancements, malware protection for endpoints, and greater coordination among the products in our security toolset.”

For Jason Hancock, seeing has always been believing. “I’ve been using Umbrella at home for years,” he says. “And now that I’ve seen it succeed in two different organizations as well, my colleagues tell me that they too just can’t say enough about Cisco’s unique and highly effective approach to security.”

## Securing Endpoints and Addressing Email Threats

Today’s malware threats are more sophisticated than ever. Advanced malware, including ransomware, evolves quickly and can evade detection after it has compromised a system using various methods, including the following:

- » Sleep techniques
- » Polymorphism and metamorphism
- » Encryption and obfuscation
- » Use of unknown protocols

At the same time, advanced malware provides a launching pad for a persistent attacker to move laterally throughout a compromised organization's network.

Email phishing campaigns are a favorite — and astonishingly effective — malware attack vector for cybercriminals. Recent ransomware variants such as Locky and Chimera all use phishing techniques to infect their victims.

Cisco Ransomware Defense solutions secure endpoints and prevent email threats include Cisco Advanced Malware Protection (AMP) for Endpoints and Cisco Cloud Email Security with AMP.

## Cisco Advanced Malware Protection (AMP) for Endpoints

Traditional antimalware software that only uses point-in-time detection techniques alone will never be 100 percent effective. Yet, it takes only one threat that evades detection to compromise your entire environment. Using targeted context-aware malware, sophisticated attackers have the resources, expertise, and persistence to outsmart point-in-time defenses. Point-in-time detection is also completely blind to the scope and depth of a breach after it happens, rendering organizations incapable of stopping an outbreak from spreading or preventing a similar attack from happening again.

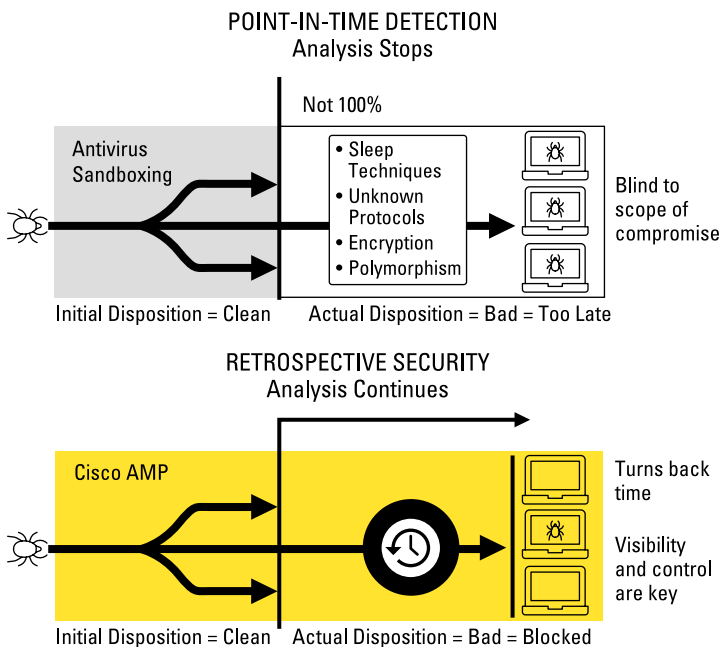


TIP

Although no antimalware solution can remove ransomware or decrypt files once an endpoint is infected, Cisco helps organizations proactively detect ransomware and block it before it ever reaches the network.

Based on this understanding of malware, Cisco created AMP for Endpoints to deliver a complete framework of detection capabilities and big data analytics to continuously analyze files and traffic in order to identify and block advanced malware threats. Sophisticated machine-learning techniques evaluate more than 400 characteristics associated with each file. *Retrospective security* — the ability to look back in time and trace processes, file activities, and communications in order to understand the full extent of an infection, establish root causes, and perform remediation — can detect and alert you to files that become malicious after the initial disposition.

This combination of continuous analysis and retrospective security provides advanced malware protection that goes beyond traditional point-in-time detection (see Figure 4-2).



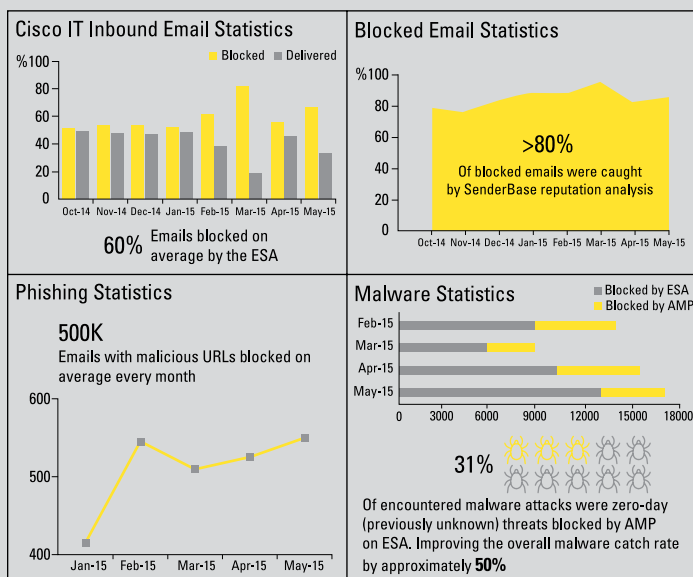
**FIGURE 4-2:** Point-in-time detection compared with continuous analysis and retrospective security.

## Cisco Email Security with Advanced Malware Protection (AMP)

Email is a critical business communication tool, but it can expose organizations to a broad range of sophisticated threats. Cisco Email Security with Advanced Malware Protection (AMP) blocks spam and phishing emails and malicious attachments and URLs, which is an important attack vector for ransomware. The AMP technology is the same that is applied on the endpoint, but it is deployed at the email gateway.

# CISCO DRINKS ITS OWN CHAMPAGNE

Cisco IT relies on the Cisco Email Security with AMP for its threat-centric email security strategy. As the graphic below demonstrates, the results speak for themselves!



Cisco Email Security with AMP protects business-critical email with layered protection that includes

- »» Global threat intelligence
- »» Spam blocking
- »» Graymail detection and safe unsubscribe
- »» Advanced malware protection
- »» Outbreak filters
- »» Web interaction tracking

- » Outbound message control
- » Forged email detection
- » Data loss prevention

## Protecting the Network with Next-Generation Firewalls and Segmentation

Cisco Firepower threat-focused next-generation firewalls (NGFWs) deliver an integrated threat defense across the entire attack continuum — before, during, and after an attack — with unparalleled visibility not possible in legacy port-based firewalls. Cisco TrustSec technology delivers dynamic software-defined network segmentation. It uses the existing network for granular role-based security policies to be enforced on discrete network segments, regardless of the user's location or device. The outcome is simpler segmentation that helps prevent malware from moving laterally within an organization's network; this can limit malware damage once a breach has occurred.

### Cisco Firepower Next-Generation Firewall (NGFW)

Cisco Firepower Next-Generation Firewall (NGFW) with Advanced Malware Protection (AMP) and Threat Grid sandboxing technology blocks known threats and command-and-control (C2) callbacks while providing dynamic analysis for unknown malware and threats. Cisco Firepower provides

- » **Precise application visibility and control (AVC):** Identify and control user access to more than 4,000 commercial applications, plus support for custom applications.
- » **Cisco Next-Generation IPS:** Highly effective threat prevention and a full contextual awareness of users, infrastructure, applications, and content help you detect multi-vector threats and automate defense response.
- » **Reputation- and category-based URL filtering:** This filtering provides comprehensive alerting and control over suspect web traffic. It enforces policies on hundreds of millions of URLs in more than 80 categories.



» **Advanced malware protection:** Effective breach detection with low total cost of ownership (TCO) offers protection value. Discover, understand, and stop malware and emerging threats missed by other security layers — activated with a simple software license.

## Use the network as a sensor and enforcer

Cisco uses the network to dynamically enforce security policy with software-defined segmentation designed to reduce the overall attack surface, contain attacks by preventing the lateral movement of threats across the network, and minimize the time needed to isolate threats when detected.

Cisco solutions enable the network itself to act as a sensor and enforcer. Identity Services Engine (ISE) with TrustSec and Stealthwatch simplifies the provisioning and management of secure network access, provides greater visibility into anomalous network activity, accelerates security operations, and consistently enforces policy anywhere in the network. Unlike access control mechanisms, which are based on network topology, Cisco TrustSec controls are defined using logical policy groupings, so resource segmentation and secure access are consistently maintained, even as resources move in mobile and virtualized networks. What does all this mean? TrustSec policy enforcement can prevent a ransomware attack from spreading throughout your network.



REMEMBER

Cisco TrustSec functionality is embedded in Cisco switching, routing, wireless LAN (WLAN), and firewall products to protect assets and applications in enterprise and data center networks.

Traditional access control methods segment and protect assets using virtual LANs (VLANs) and access control lists (ACLs). Cisco TrustSec instead uses security group policies, which are written in a plain-language matrix and decoupled from IP addresses and VLANs. Users and assets with the same role classification are assigned to a security group.

Cisco TrustSec policies are centrally created and automatically distributed to wired, wireless, and VPN networks so that users and assets receive consistent access and protection as they move in virtual and mobile networks. Software-defined segmentation helps reduce the time spent on network engineering tasks and compliance validation.

# Streamlining Deployments and Bolstering Incident Response

Cisco Security Advisory Services include deployment services for Cisco Ransomware Defense solutions including Firepower and AMP, as well as incident response.

The Cisco Security Services Incident Response team can provide

- » Proactive incident response readiness services to help your organization develop and/or evaluate its incident response capabilities
- » Reactive incident response in the case of a ransomware attack or other security incidents

Additionally, Cisco Security Integration Services address solution-level architectural challenges. It streamlines the deployment of solution technologies like Advanced Malware Protection (AMP) for Endpoints and Cisco Firepower Next-Generation Firewalls (NGFWs).

## HOW A LOGISTICS REAL ESTATE LEADER BOOSTS SECURITY AND PERFORMANCE WITH CISCO

### **The challenge: Developing defense-in-depth protection**

Prologis, Inc., the global leader in logistics real estate, leases modern distribution facilities to a diverse base of approximately 5,200 customers across two major categories: business-to-business and retail/online fulfillment. It has 60+ offices in 20 countries on four continents. Listed on the New York Stock Exchange under the symbol PLD, Prologis is on the World's Most Admired Companies and World's Top 100 Most Sustainable Companies lists.

"Being global means working everywhere, and being able to do so successfully means a heavy reliance on cloud computing," says

Prologis Security Solutions Architect, Tyler Warren. “Since the majority of Prologis’s IT infrastructure is in the cloud, we don’t have a typical infrastructure or perimeter, which can make identifying security solutions difficult.”

As a publicly-held, cloud-centric, global organization, Prologis needs to protect its systems from being compromised, and making sure that doesn’t happen by building out its security stack is Warren’s mission.

“As we saw threat activity increase, it became clear that Prologis needed to fortify existing security measures to protect the network and safeguard users on and off network against malicious activity such as command-and-control callbacks, malware, and phishing,” he continues. “A layered security model made sense for us, because no single security element is strong enough to catch everything.”

### **The solution: Strengthened security that fits the stack and staff**

“Building out our security stack took some trial-and-error. We wanted all the elements to be compatible and capable of being seamlessly integrated with no impact to users. And,” Warren notes, “they had to protect us where we work: everywhere in the world and in the cloud.”

Prologis’s short blocklist of very specific offensive content types required web filtering, which was handled initially by another vendor. According to Warren, “We found it hard to manage. More important, it didn’t fit with our corporate goal of moving everything to the cloud.”

“We needed a security layer that could help us combat certain security issues raised by employee Internet usage, and we also needed to step up our web filtering,” he recounts. “We appreciated the fact that Umbrella is the first layer to block malicious activity.”

In the search for the best way to meet those needs, Prologis ran proof-of-concept trials with three other vendors, and Cisco. After eliminating the others based on a variety of factors including hardware requirements, complexity, time-intensive setup, and price, Prologis chose Cisco Umbrella.

“Umbrella meets all our needs,” Warren says. “It addresses our specific security concerns, takes care of web filtering, and it covers our remote users — all in a single cloud-based, easily deployed solution.”

*(continued)*

(continued)

### **The results: Policy enforcement with dramatic performance gains**

“We didn’t have to wait long to see results,” states Warren. “The ability to consistently enforce policies everywhere — including off-network devices — is hugely important to Prologis,” he adds. “The Umbrella roaming client implementation was so seamless that no one is even aware it’s engaged.”

As for blocking malicious activity and websites, “In the last six months, we’ve had only four to five false positives, and they were from non-U.S. sites. That is an awesome number; less than one per month is truly outstanding.”

Warren points to a significant boost in performance as yet another positive outcome. “After we installed Umbrella, we saw a huge improvement in performance. For example, in China and Japan, app response times improved up to 50 percent. In our Denver office, one 10MB download time from the cloud went from 11.4 seconds before deployment to 4.4 seconds after. Since the majority of the apps Prologis uses are in the cloud, performance is extremely important to us. One hundred percent of the apps we use experienced performance gains.”

Other Umbrella features have proven useful as well. “Automated reporting is valuable — especially the Cloud Services Report — because I’m able to share clear, digestible data about how well the network is protected and how much shadow IT is happening in the cloud, which has been a real eye-opener,” Warren notes. “The reporting makes it easy for me to identify any issues, and makes a lot of people’s lives better by underscoring the need for our defense-in-depth security infrastructure.”

“Adding Umbrella to our security stack has been a great decision. Everyone is ecstatically happy about the improved security and performance we’ve experienced as a result of its deployment.”

## IN THIS CHAPTER

- » Understanding the challenges of ransomware defense
- » Building and deploying an inherently secure environment
- » Keeping it simple
- » Automating tasks to stay ahead of rapidly evolving threats

# Chapter 5

## Ten Key Ransomware Defense Takeaways

In this chapter, I cover some important points about ransomware defense that are well worth remembering!

### Ransomware Is Evolving

Ransomware is the fastest-growing malware threat today, and it's rapidly evolving. For example, CryptoWall — one of the most lucrative and far-reaching ransomware campaigns on the Internet today — was initially unleashed in 2014 and infected billions of files worldwide. Since that time, three additional variants of CryptoWall have been developed, each more sophisticated than its predecessor.

The pace of evolution is also accelerating. In the past three years, the number of unique ransomware campaigns and variants has many times over eclipsed the total ransomware campaigns and variants of the previous 25 years since the first ransomware campaign — PC Cyborg — was launched in 1989. During the first quarter of 2016,

half as many malware variants were discovered as the number discovered during all of 2015, and nearly twice as many as during all of 2014.

Several factors have contributed to the rapid growth and evolution of ransomware, including the ubiquity of Android phones (which have become a popular attack vector), the rise of Bitcoin (enabling easy and virtually untraceable payments to cybercriminals), and the emergence of Ransomware-as-a Service (RaaS; see the next section), which makes it easy for practically anyone to use ransomware.

## Ransomware-as-a-Service Is an Emerging Threat

RaaS has emerged as a new threat that literally makes it as easy as “one, two, three” for practically anyone with limited technical skills to become a cybercriminal. For example, Tox — one of the earliest known RaaS offerings, discovered in May 2015 — can be downloaded from the dark web using a Tor browser and then set up as follows:

1. Enter a ransom amount.
2. Create a ransom note.
3. Type a CAPTCHA so that the creators of Tox know you’re not a bot.

RaaS software is typically available to download for free or for a small fee. The real profit for the creators of RaaS software is in the cut they take of the ransom payments that are collected — typically from 5 percent to 30 percent.

## Paying a Ransom Doesn’t Solve Your Security Problems

For most victims of ransomware, the quickest and easiest way to deal with the problem is simply to pay the ransom. However, paying the ransom — although you may get access to your files — doesn’t solve your problems.

In most cases, your files will be decrypted if you pay the ransom, but there's no guarantee. Although it's in the cybercriminals' best interests to restore your files if you pay the ransom (if a ransomware campaign gains a reputation for not decrypting files when the ransom is paid, then there is no reason for future victims to pay the ransom), there's no honor among thieves. This is particularly true with the emergence of RaaS (discussed in the preceding section) because a “newbie” cybercriminal may not see the bigger picture. Also, if the encryption key doesn't work for some reason, you can't just call customer service!

There's also no guarantee that the perpetrator didn't install other malware or exploit kits to facilitate future cyberattacks against your organization. A copy of your files may also have been exfiltrated for other purposes, such as selling your organization's sensitive information on the dark web.

Paying a ransom directly funds and perpetuates future cybercrime. It's exactly the same thing as paying a ransom to terrorists or rogue nation-states in exchange for hostages. It emboldens, encourages, and finances future such acts.

Finally, paying a ransom doesn't negate the fact that a serious security breach has occurred in your organization. Depending on the nature, scope, and circumstances of the breach, and the industry regulations and legal jurisdictions that your organization is subject to, you may be required to publicly disclose the breach and pay severe fines and penalties — kind of a slap in the face after already paying a ransom!



TIP

To mitigate potential damage from a ransomware attack, organizations should always ensure they maintain periodic, known good backups of all important files and current images of all critical systems.

## Build a Layered Security Architecture Based on Open Standards

Open and extensible standards enable a “new best-of-breed” architecture that allows new and existing security technologies to be easily integrated into a comprehensive security solution.

## Deploy Integrated, Best-of-Breed Solutions

Defense in depth is a long-established security industry best practice. Unfortunately, until now, defense in depth has required organizations to deploy standalone (or point) security products that don't integrate easily with other security solutions in the environment.

With the “new best-of-breed” architecture, organizations can deploy integrated portfolio-based solutions that reduce complexity in their security environment and improve their overall security posture.

## Embed Security throughout Your Network Environment

Security must be inherent and pervasive throughout the organization's entire computing environment, including across the network, throughout the data center, on endpoints and mobile devices, and in the cloud.

## Reduce Complexity in Your Security Environment

Security technologies should be simple to deploy and use. Complexity introduces risk due to the possibility of misconfigurations and errors, and can potentially bury important indicators of compromise (IoC) and other data points in cumbersome and verbose logs. Don't hesitate to lean on third-party security services and leverage their breadth of experience, in order to complement your own in-depth knowledge and understanding of your organization's environment and threat posture, to pull together an integrated security plan and eliminate unnecessary complexity.



## Leverage Cloud-Based, Real-Time Threat Intelligence

Ransomware and other cybersecurity threats are evolving rapidly. Zero-day attacks represent the greatest threat to most organizations. Cloud-based, real-time threat intelligence enables IT teams to deploy the most up-to-date countermeasures as quickly as possible when new threats emerge, and leverage security expertise that extends well beyond their organization.

## Automate Security Actions to Reduce Response Time

Wherever possible, security actions should be automated to keep pace with threats that can spread throughout an entire enterprise network within minutes or seconds.

Here are some examples of security actions that can be automated:

- » Distribution and installation of anti-malware and intrusion prevention system (IPS) signature files
- » Centralized collection, correlation, and analysis of security logs and threat data
- » Threat protection that blocks requests to malicious destinations before a connection is even established and stops threats over any port before they reach your network and endpoints
- » Dynamic access control lists (ACLs), domain and website whitelisting/blacklisting, and firewall rule creation
- » Account provisioning/deprovisioning and access rights management

## See Something, Say Something

The U.S. Federal Bureau of Investigation (FBI) is urging ransomware victims to report their infection details, which will in turn give the FBI a more comprehensive view of ransomware's spread

and impact. The FBI says it has been challenging “to ascertain the true number of ransomware victims as many infections go unreported.”

The FBI is concerned that victims are not reporting infections for a number of reasons — one main reason being that victims don’t see the point in doing so, especially if they resolve the issue internally either by paying the ransom or cleaning the malware infection.



REMEMBER

The FBI doesn’t advocate paying a ransom. “Paying a ransom does not guarantee the victim will regain access to their data,” according to the FBI. “In fact, some individuals or organizations are never provided with decryption keys after paying a ransom. Paying a ransom emboldens the adversary to target other victims for profit, and could provide incentive for other criminals to engage in similar illicit activities for financial gain.”



TIP

To report an infection, go to [www.ic3.gov](http://www.ic3.gov) and provide the following:

- » Date of infection and victim company information (such as industry type and business size)
- » Ransomware variant (identified on the ransom page or by the encrypted file extension)
- » How the infection occurred (for example, a link in an email, browsing the Internet)
- » Requested ransom and amount paid (if any)
- » Attacker’s Bitcoin Wallet address (may be listed on the ransom page)
- » Overall losses associated with a ransomware infection (including the ransom amount and victim impact statement)

# THERE'S NEVER BEEN A BETTER TIME

*to worry less and innovate more*

*"Are we secure? Are we innovating?" Good questions. At Cisco we know that the more effective and simple your security solutions are, the more you can push the boundaries of what is possible. See why there's never been a better time to use security to spark your next great idea at [cisco.com/neverbetter](http://cisco.com/neverbetter)*



©2016 Cisco and/or its affiliates. All rights reserved.

These materials are © 2017 John Wiley & Sons, Inc. Any dissemination, distribution, or unauthorized use is strictly prohibited.

# Don't let ransomware hold your files hostage!

Ransomware is a rapidly evolving malware threat that will be a \$1 billion crime in 2016 and is seeing a substantial annual growth rate. Worse yet, the victims who pay ransom demands — ranging from several hundred dollars to tens of thousands of dollars — are directly financing the next generations of ransomware!

Learn how to defend your organization from ransomware and other threats in this book.

## Inside...

- Stop ransomware before it reaches your network
- Leverage advanced malware protection on endpoints and email gateways
- Block ransomware command-and-control (C2) callbacks
- Simplify security operations

**Lawrence Miller, CISSP** has worked in information security in various industries for more than 25 years. He is the co-author of *CISSP For Dummies* and has written more than 90 other *For Dummies* books on numerous technology and security topics.

Go to **Dummies.com**<sup>®</sup>  
for videos, step-by-step photos,  
how-to articles, or to shop!

**for  
dummies**<sup>®</sup>  
A Wiley Brand

ISBN: 978-1-119-35226-6  
Book not for resale

# **WILEY END USER LICENSE AGREEMENT**

Go to [www.wiley.com/go/eula](http://www.wiley.com/go/eula) to access Wiley's ebook EULA.